

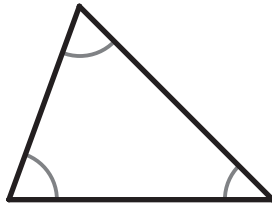
Classifying Triangles (by Angles)

G-TRI 1

Instructions: For each triangle, mark the box that matches its type when classifying by angles.

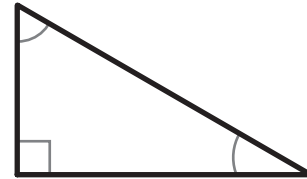
1

- Acute
 Right
 Obtuse



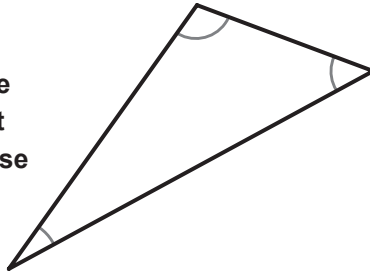
2

- Acute
 Right
 Obtuse



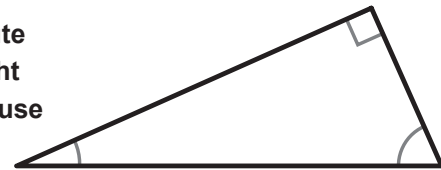
3

- Acute
 Right
 Obtuse



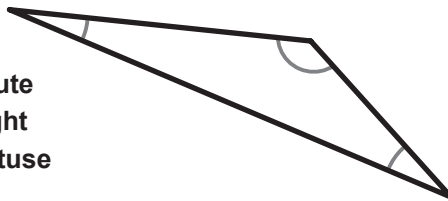
4

- Acute
 Right
 Obtuse



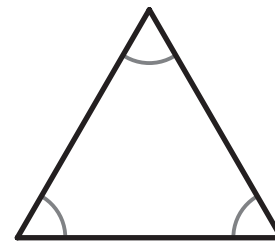
5

- Acute
 Right
 Obtuse



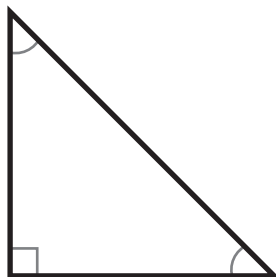
6

- Acute
 Right
 Obtuse



7

- Acute
 Right
 Obtuse



8

- Acute
 Right
 Obtuse

